



Contact us at [support@oksimabiz](mailto:support@oksimabiz)

<b>What is Fake Referrals?</b> .....	<b>3</b>
<b>System Requirements</b> .....	<b>4</b>
<b>How to download</b> .....	<b>5</b>
<b>Install Fake Referrals</b> .....	<b>6</b>
<b>Fake Referrals interface</b> .....	<b>7</b>
Menu .....	7
File items: .....	7
Scheduler items: .....	9
Help items: .....	10
<b>Additional important information</b> .....	<b>11</b>
Strongly recommended .....	11
Disclaimer .....	11

## ***What is Fake Referrals?***

**Fake Referrals** is the program, developed by Oksima™ for your needs. Designed for Windows 98, 98SE, Win ME, Win NT 4, Win 2000, and Win XP Home/Professional. You can be sure that you will have the most effective referral solution that has ever been offered by Oksima.

### **Benefits**

Using Fake Referrals you can:

- Refer to many sites without placing links to them on your site.
- Find and add sites to refer to from the Internet
- Schedule referring with built-in scheduler.
- Add many sites to refer to at once.
- Add many sites to refer from at once.
- Let everybody get known about you.

## ***System Requirements***

**Processor:** P400

**RAM:** Operating system + 25 MB

**Hard Disk:** 3 MB free space (minimal configuration)

### **Operating Systems:**

Windows 98

Windows 98se

Windows Me

Windows NT4 Workstation

Windows NT4 Server

Windows 2000 Pro

Windows 2000 Server

Windows 2003 Server

Windows XP Home

Windows XP Pro

Windows XP (Home/Professional)

Windows XP 64-Bit Edition

**Other:** Java Virtual Machine 1.4.2 or higher. (it can be downloaded from <http://java.com/> - free).

## ***How to download***

**Fake Referrals** can be downloaded from the website <http://www.nezabudka.oksima.biz> after you bought it. Download link with login and password (for verification when downloading) will be provided by the Oksima team as soon as you make payment.

If you have bought our product, but still did not receive a link to download, please, contact us at [support@oksima.biz](mailto:support@oksima.biz)

When you receive a mail with the link, click on the link to go to that website\*. A log in window will open up. Input login/password and click "OK".

The download window will appear. Click on the "Save" button and select the folder "My Documents" (or any other folder you prefer). Click "Save" again and the download will start.

\* You must be connected to the Internet to access this link

## ***Install Fake Referrals***

After download is completed, click on the downloaded file. You will be asked to accept our license. After license is accepted the program will be installed in to the 'Program Files' folder.

The link to the program will appear in your 'Start → Programs' menu.

## ***Fake Referrals interface***

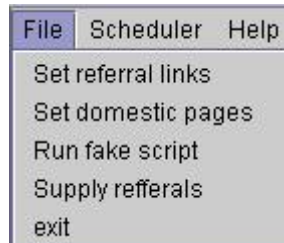
### **Menu**

**File** – main options to work with the program.

**Scheduler** – set scheduler.

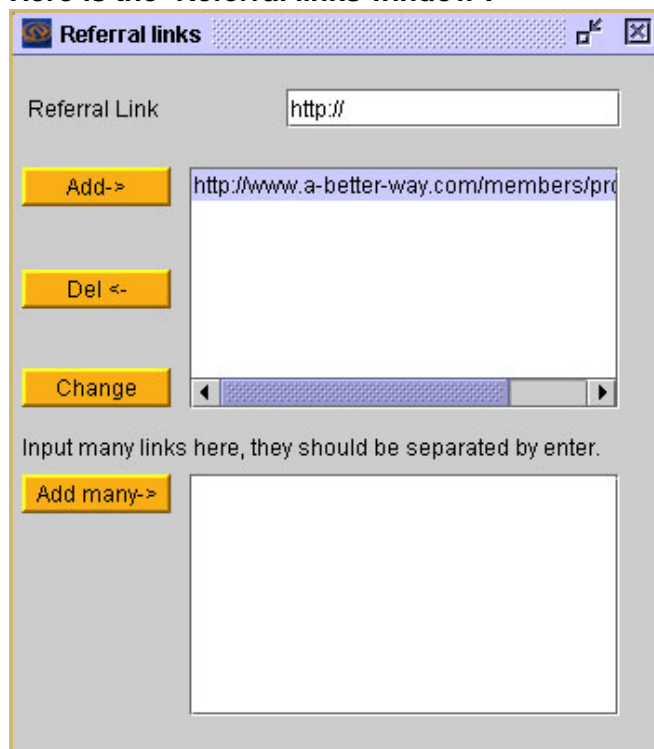
**Help** – view help topic, report to support.

### **File items:**



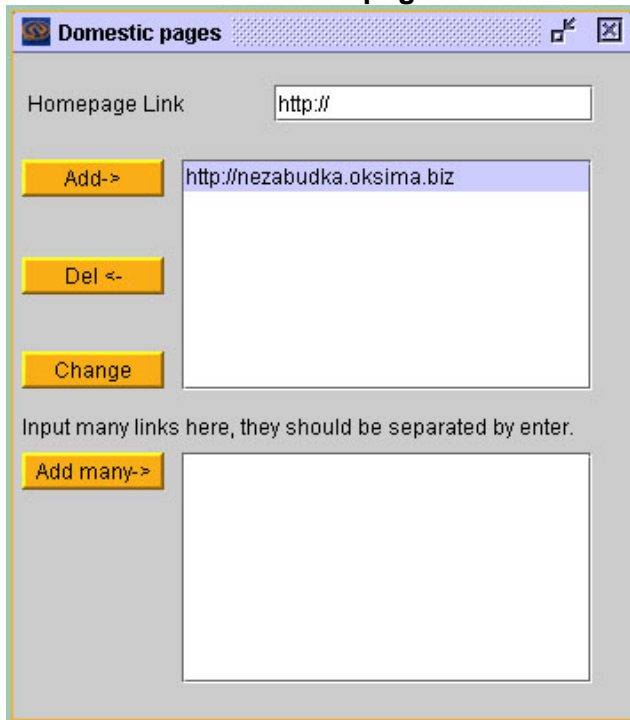
**File** → **Set referral links** – Add the URLs of the sites you wish to the list (These files can be used as referral links). You also can modify the list of the referral links, add many links at once.

Here is the 'Referral links window':



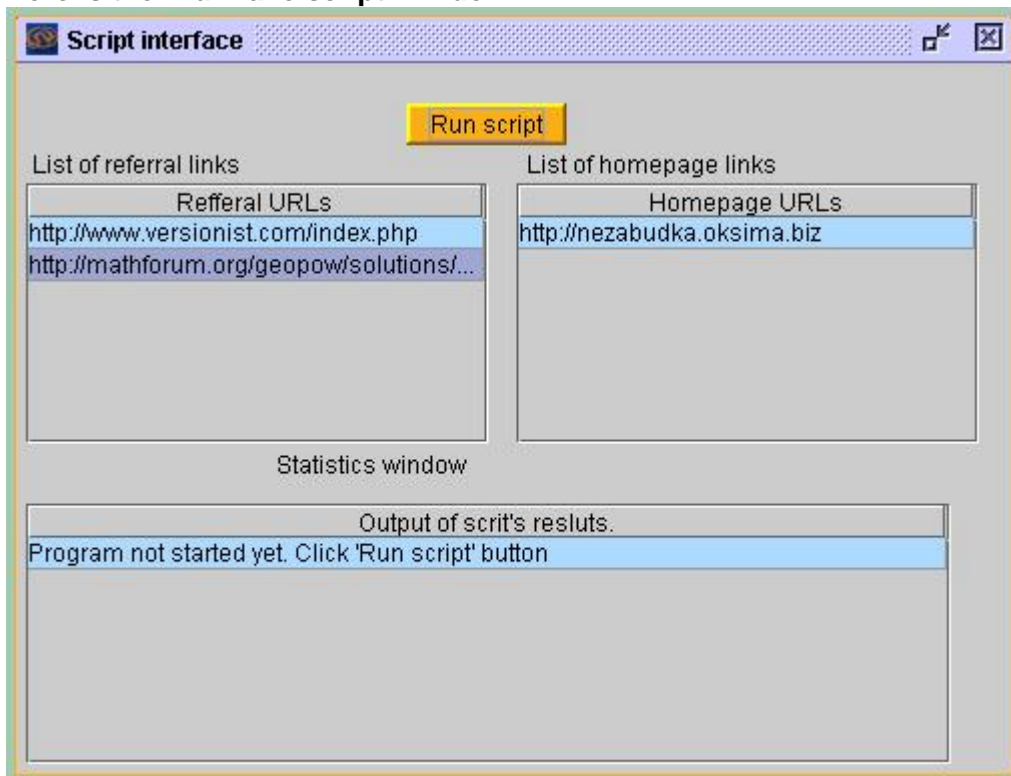
**File** → **Set domestic pages** – set URL (or the list of URIs) that will be used as domestic page. You can also edit this URLs, add many domestic pages at once.

Here is the 'Set domestic pages':



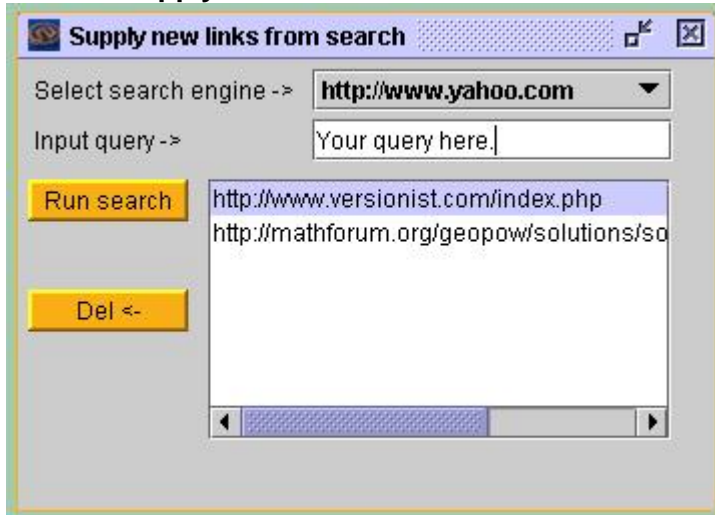
**File → Run fake script** – Here you can see the list of referral URLs, the list of Homepage URLs and statistics window. In this window you can run program – start making referrals. Just push 'Run script' button.

Here is the 'Run fake script' window:



**File → Supply Referrals** – You can find new referrals using this option. Just write the query, select the search engine and push 'Run search' button. The results will be saved in the list. Here you can also delete any items from the list.

Here is 'Supply Referrals' window:

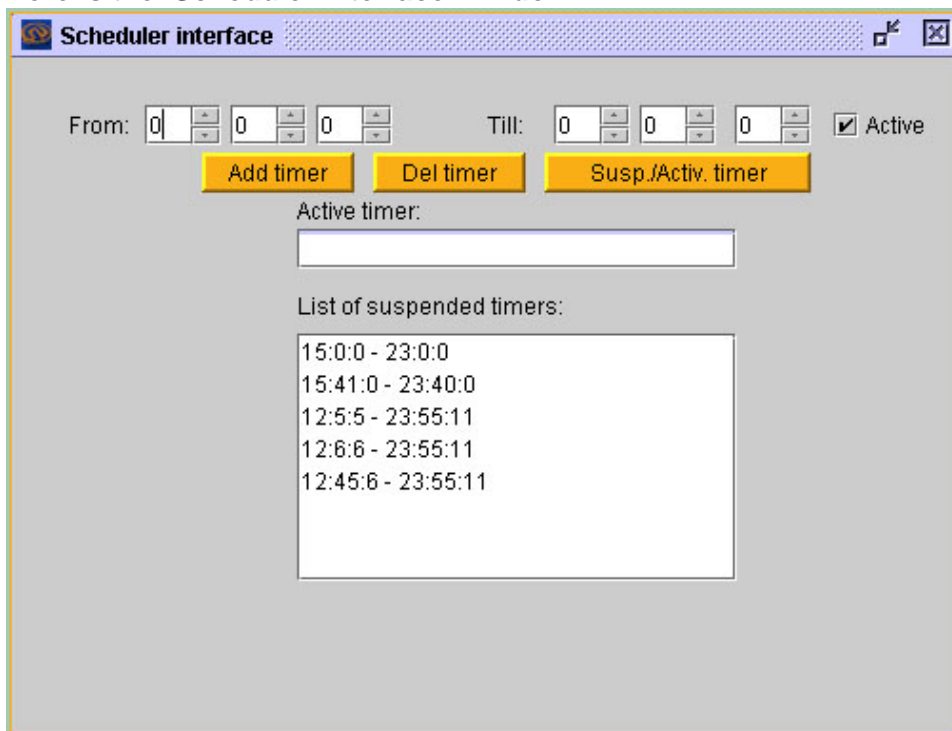


**File**→**Exit** – Exit the program.

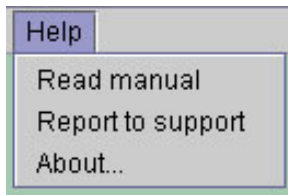
### Scheduler items:

**Scheduler** →**Manage Scheduler** – here you can set the period when program will run automatically (it must be running). During this period the program is run hourly. The exact time of execution during this period is selected randomly. So, you do not need to push 'Run script' button all the time if you wish to set referrals periodically.

Here is the 'Scheduler interface' window:

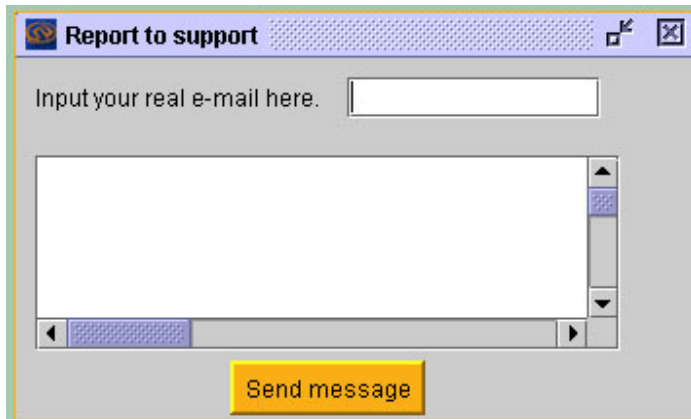


## Help items:



**Help** → **Read manual** – view the manual of the program.

**Help** → **Report to support** – here you can write a message and send it to our support center.



**Help** → **About** – about this program.

## ***Additional important information***

### **Strongly recommended**

It is strongly recommended to **MINIMIZE** the program window. In this case the program uses less memory.

### **Disclaimer**

Fake Referrals software is not responsible for any troubles at referred pages. Fake Referrals software is not any kind of harmful or illegal software. It does not make any harm or crack to referred sites. Fake Referrals software does not post any information to referred sites. Fake Referrals software refers to referred site only once per run-time of the script. It does not make any kinds of flood, DoS, or any other attacks.